

SONOST 3000

New Standard in Ultrasound Bone Densitometer



better products for better life

OsteoSys

www.osteosys.com

SONOST 3000

SONOST 3000 is a portable, economic solution for evaluating the risk of osteoporotic fracture. Its low precision error assists in the first diagnosis of osteoporosis monitoring bone changes.

SONOST 3000 provides fast, convenient, and easy-to-use measurements of the calcaneus(heel bone) for superb assessment of osteoporotic fracture risk.



Provides information on Bone Quality & Fracture Risk

The SONOST 3000 measures SOS (Speed Of Sound) & BUA (Broadband Ultrasound Attenuation), and applies them to calculate BQI (Bone Quality Index)

T-score and Z-score Represent

- Young adult mean standard variation (T-score)
- Age-matched mean standard variation (Z-score)



Foot Positioner



Foot Supporter



Touch-Screen

Excellent Techniques



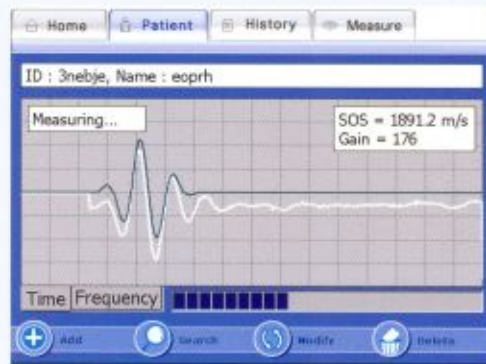
- Superior precision
- Permanent coupling pads
- Auto-positioning probes
- No repeatability variation cause to fluctuation in water temperature
- Quick Scanning Time (15sec)
- Enhanced precision self-developed foot supporters
- Enhanced stabilization

Provide Bone Quality Info

- Bone density(SOS)
- Bone (macro and micro) structure (BUA)

Improved Convenience

- Comprehensive user program
- Easy measurement (Convenient dry type)
- No replacement required for coupling pads
- Efficient patient file management system (Available date-base)
- Built-in computer and printer, saving the valuable space
- Color TFT-LCD monitor (Touch screen)
- No radiation hazard
- Prompt A/S





SONOST 3000 Specifications

Measurement site	Calcaneus(Heel bone)		
Scan Time	15 seconds		
Measurement	Estimated heel BMD and Bone Quality Index(BQI) Obtained from measured Broadband Ultrasound Attenuation Attenuation (BUA) and Speed of Sound (SOS)		
Estimated Index	SOS(C.V.%)	BUA(C.V.%)	BQI(C.V.%)
In Vivo	0.2	1.5	1.5
Transducer	25mm-100mm		
Separation range	Automatic adjustment		
Storage capacity	10000 patient information		
Coupling method	gel coupled(water not used)		
Display	6.4 inch TFT LCD (65536 color)		
User Interface	Touch Screen USB keyboard (optional) USB mouse (optional)		
Printer	Thermal Printer External Printer (optional)		
Power Input	AC 100W-240W 50/60Hz 130W		
Dimension	30cmx 62cmx39cm		
Weight	12kg		

OsteoSys



3F, 308 Byucksan Digitalvalley 3rd, 212-13, Guro-Dong, Guro-Gu, Seoul, Korea
TEL. +82-2-2025-1650 FAX. +82-2-2025-2299 www.osteosys.com

Osteosys reserves the right the design and specifications contained herein without prior notice.
Note : Of necessity, original images always lose a certain amount of detail when reproduced.

Print in Korea

Distributor